



Course Regime

Course

FORENSIC MEDICINE AND STOMATOLOGY

Study Programme

Dental Medicine

Course type

Elective

Year of the Course

1. 2. 3.

Semester

Summer

No. of ECTS credits

3

4. 5. 6.

Lecturer(s)

Dr Tomaž Zupanc, Associate Professor

Participating Organisational Units (Departments and Institutes)

Institute of Forensic medicine
Department of Forensic medicine and Deontology

Parts (Modules) of the Course

1:

2:

3:


4:

Date of Issue

15. 9. 2023

A. General Part (*applies to compulsory and elective courses*)

1. Course objectives

The student will learn the basics of forensic medicine: signs of death and postmortem changes; causes of natural death and types of violent death; the mechanisms governing the occurrence of injuries, with an emphasis on injuries to the facial skeleton or teeth and the characteristics of such injuries with relevance for forensic medicine practice; iatrogenic injuries in dentistry. They will also learn about basic procedures for identifying living and dead persons (basics of forensic anthropology and haematogenetics), with an emphasis on the role of dental medicine graduates in mass disasters situations, and the basics of forensic alcoholometry and toxicology. Students shall be presented with the tasks and role of postmortem examiners and doctors. 

2. Comprehensive outline of the course organisation

- 30 hours of lectures
- 15 hours of courses
- Where a student is able to provide a justifiable reason for absence, they may substitute a missing course for a course in the next series of courses within the final cycle of the general subject, or take a seminar in the field covered by the missing course at any time (subject to approval).

2.1. Lectures

Summer semester:

in the Faculty of Medicine lecture hall or the practical course room at the Institute of Forensic Medicine.


The dates and titles of the lectures shall be posted on the website of the Department of Forensic Medicine and Deontology and the noticeboard of the Institute of Forensic Medicine, Korytkova 2 (3rd floor).

2.2. Courses

Summer semester:

At the start of the lecture series, students are assigned to course groups and the composition of the groups published. The number of groups shall depend on the number of students enrolled in the 5th year of dental medicine study. Courses shall take place in the practical course rooms of the Institute of Forensic Medicine, the DNA laboratory, the toxicology laboratory, the alcoholometry laboratory and the basement premises of the Institute of Forensic Medicine (upper floor of the Faculty of Medicine basement).

Students shall wait for their course to start in the Institute hall or in the clinic located in the upper floor of the basement. When undertaking autopsy courses, students shall be given all the required protective equipment: laboratory coats, caps, protective face masks and slippers. Protective wear is for one-time use only.

Participation in courses is compulsory. Courses may be replaced or substituted for course to be 

3. Description of on-going assessment of knowledge and skills

/

4. Required conditions for the final examination (Course Exam)

Only those students who can demonstrate the following may enrol for the exam:

- 100% attendance at courses

5. Final assessment and examination of knowledge and skills (Course Exam)

The subject exam shall be written or oral and constitute a final examination of knowledge and skills.

- A written or oral exam shall comprise three questions from various fields covered by the subject.
- Exam questions shall have equal weight in the final grade for the subject exam.
- The subject exam is deemed to have been passed if the answers to all questions have been given a pass grade (knowledge meets the minimum criteria).
- The subject exam shall be up to 35 minutes in length.
- If the subject exam is being retaken, the student must retake it in its entirety until they meet the criteria for acquiring a pass grade (knowledge meets the minimum criteria).

A list of candidates who meet the conditions for enrolment in the exam and who have registered for the exam on time shall be published on the noticeboard and on the Institute's website. The year representative shall distribute the timetable for the oral exam to the students after being given notice of it.

Assessment of the oral part of the exam shall also constitute the student's final grade for the exam. Performance of the oral part of the exam accords with the Regulations.



6. Other provisions

Article 30 of the Regulations on the Examination and Assessment of Knowledge and Skills for the Single Master's Programmes in Medicine and Dental Medicine.

Students with special needs may be permitted up to 50% more time to complete any form of continuous assessment or final exam.

7. Fundamental study material and Supplement reading

Primary study literature:

Core:

FORENSIC PATHOLOGY (CRC Press; Taylor & Francis Group, 2001), V. J. M. DiMaio, D. DiMaio

GUNSHOT WOUNDS (CRC Press, 2016), V. J. M. DiMaio

KURZLEHRBUCH RECHTSMEDIZIN (Verlag Hans Huber, 2012), B. Madea, R. Mußhoff, B. Tag

SUDSKA MEDICINA (Medicinska naklada, Zagreb, 2004), D. Zečević

Secondary study literature:

HANDBOOK OF FORENSIC PATHOLOGY (CRC Press, 2007), V. J. M. DiMaio, S.E. Dana

V. J. M. DiMaio

HANDBOOK OF FORENSIC MEDICINE (Wiley Blackwell, 2014), B. Madea

KNIGHT'S FORENSIC PATHOLOGY (4th edition) (CRC Press, 2015), P. Saukko, B. Knight
P. Saukko, B. Knight

8. Exam topics, clinical presentations and skills


Death (apparent, clinical, biological and brain death)
Vital and supravital reactions
Postmortem changes
Determination of time of death
Mueller-Simonin chronological thanatological table
Measuring the concentration of potassium in the aqueous humour of the eye
Types of autopsy, legal regulation
Sudden death of children and adults
Corpse identification
Identification of rotting corpses
Identification of skeletonised corpse remains
Dental status, special signs
Identification in mass disasters: role of dental physicians
Injuries caused by sharp and pointed objects
Bites, bite wounds and bite identification
Blunt force injuries
Types of embolism
Acceleration and deceleration injuries
Breakages of the cranial cavity and the base of the skull
Bleeding in the head and brain
Brain injuries
Traffic trauma
Myocardial and aortic rupture (cardiac tamponade)
Physical injuries

9. Other information

/

B. Elective Courses *(considered as Elective Course Announcement)*


1. Participating main and guest lecturers




2. Estimated time period in the semester



3. Maximum number of students for the elective course (if the number of students able to attend the course is limited)



4. Please specify if the elective course is available in English for incoming international students (Erasmus + and others). Please specify any additional conditions in the case that the elective course is available for visiting students.



Additional explications and notes::

1. The Course Regime enters in force on the date of issue and remains valid until its revocation or alteration. The Course Regime may not be altered during the academic year. Any changes to the Course Regime may only enter into force starting with the next academic year (changes must be submitted no later than 14 days prior to the start of the academic year as the new Course Regime).
2. The Course Regime for compulsory courses must be published no later than 14 days prior to the start of the academic year.
3. The Course Regime for elective courses is also considered the Elective Course Announcement and must be published no later than the 30th of July prior to the start of the academic year in which it enters in force.
4. The Course Regime must be published in Slovenian and English.
5. In the Course Regime, the »Regulations for the Assessment of Knowledge and Skills for the Single-Cycle Master Study Programmes Medicine and Dental Medicine« will be referred to as "Regulations".

case of any further questions, please contact the Study Affairs Commission of the UL MF, via e-mail: ksz@mf.uni-lj.si.